

# Parent Guide to **Google Classroom**



1. Log into Google using your child's Geoffrey Field Google account.

There Google account will be the first letter of the first name and their surname followed by **@gfjs.uk**

*Example*

Joe Bloggs = [jbloggs@gfjs.uk](mailto:jbloggs@gfjs.uk)

The password is **password** in year 3 and 4  
*Year 5 and 6 have their own personalised password*



Sign in

with your Google Account

Email or phone

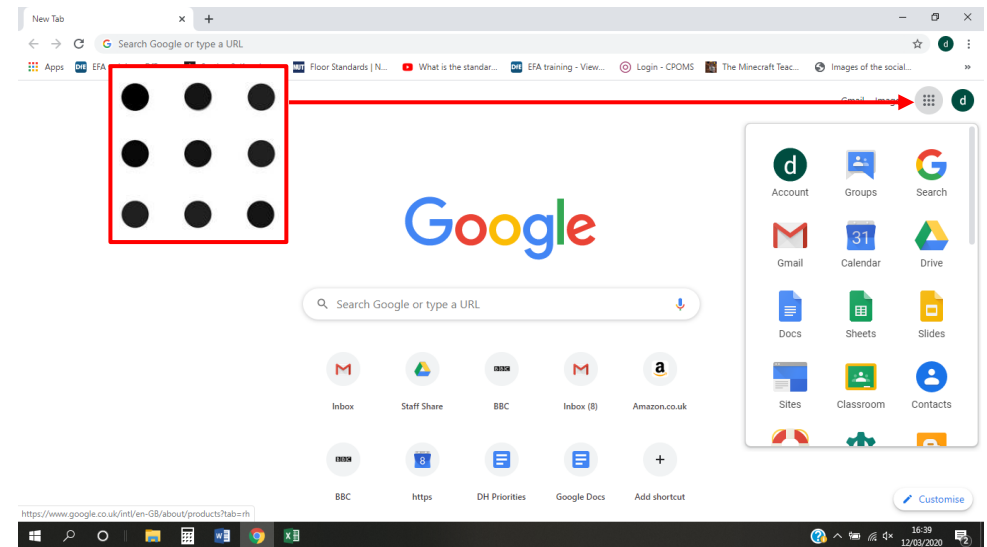
[Forgot email?](#)

Not your computer? Use Guest mode to sign in privately. [Learn more](#)

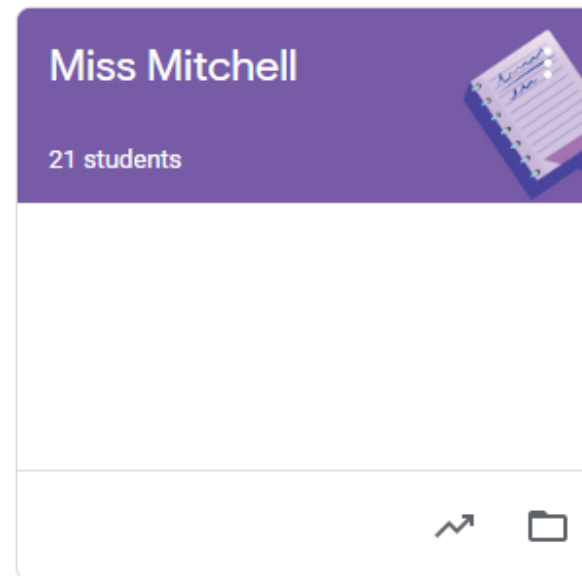
[Create account](#)

Next

2. Click on the nine dots in the top right-hand corner



3. Then select the **Google Classroom** app.



This will open up your child's Google Classroom.

Simply click on the teacher's name to enter.

Stream

Classwork

People

# Sample Class



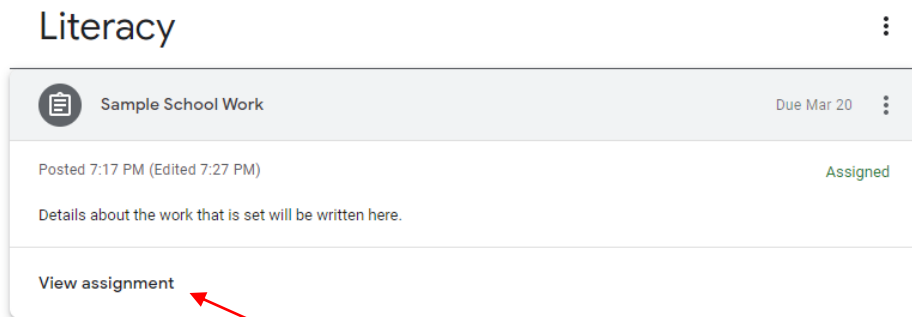
## 4. Google Classroom has two main areas

### 1. Stream

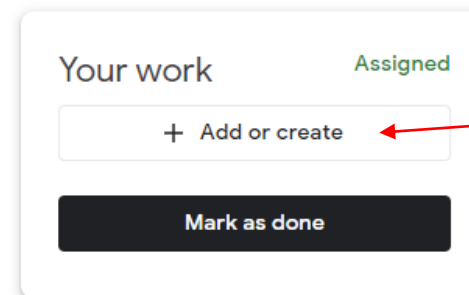
Where pupils can have a conversation with their classmates and teachers about their learning

### 2. Classwork

**Click** on classwork to view the work the teacher has set and where pupils upload (+add) their completed work



5. Click on **view assignment** to create a piece of work.

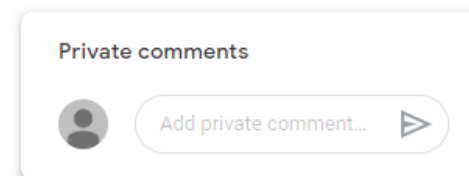


6. Then click on

**+ Add or create**

This will then give you a selection of Google apps to use.

*Google Docs is the same as Microsoft Word.*



7. Click **turn in** to submit